



GREENLINE

— YACHTS —



open

Greenline NEO Open - Exterior Design and Features



GREENLINE
YACHTS


Greenline NEO Open - Exterior Design and Features



Greenline NEO Open - Preliminary Interior Design and Features



Greenline NEO Open - Preliminary Interior Design and Features




Greenline NEO Open - Preliminary Interior Design and Features

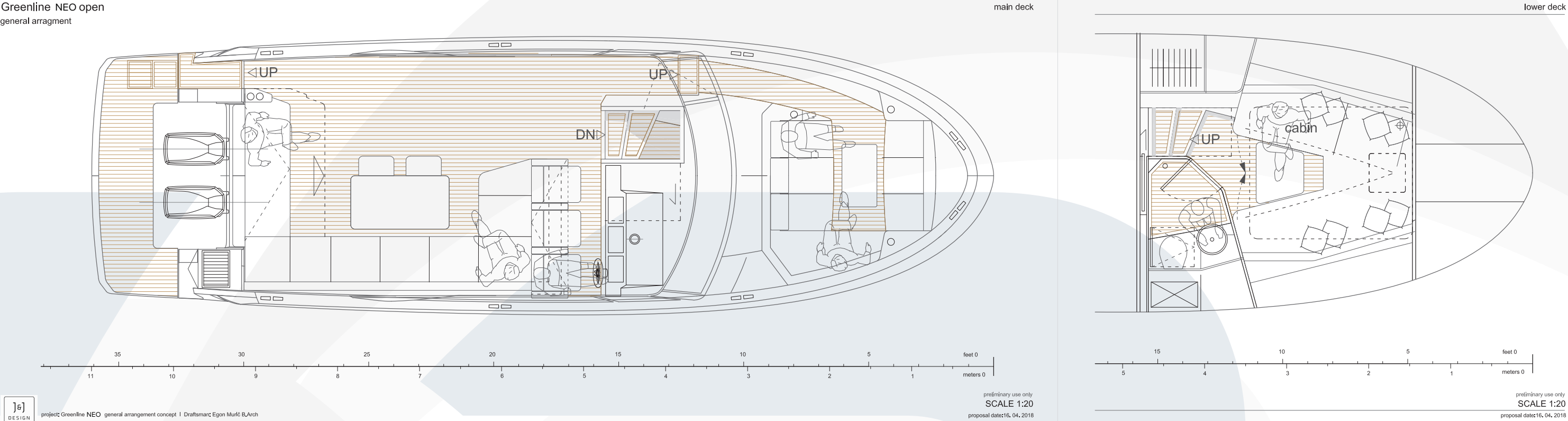


GREENLINE
YACHTS

Greenline NEO Open - Preliminary Interior Design and Features



Preliminary General Arrangement Plan



GREENLINE
YACHTS



Preliminary Technical Specification

Length overall incl. platform	10,99 m	36'05"	Max. Berths	2	
Hull Length	9,99 m	32'09"		Max. Power	Max. Speed
Beam overall	3,49 m	11'5,4"	Electric Engines	2 x 66 kW	17 kts
Draft empty	0,85 m	2'4"	Gasoline Engines	2 x 300 HP	46,7 kts
Displacement empty	4.850 kg appr.	10.692 lbs	CE category	B	
Cabins	1 + salon		Design	J&J Design	

